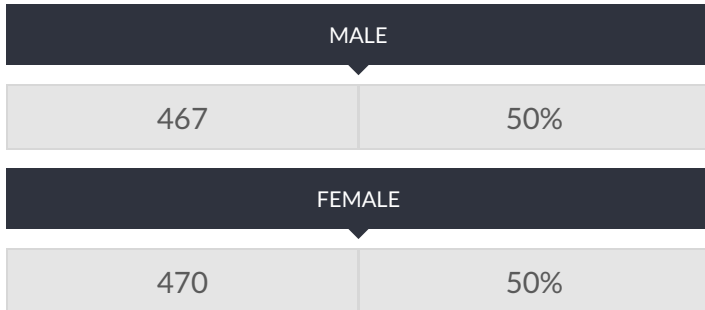


These enrollment data are collected as part of NYSED's Student Information Repository System (SIRS). These counts are as of "BEDS Day" which is typically the first Wednesday in October. Available are enrollment counts for public and charter school students by various demographics for the 2016 - 17 school year. For nonpublic school enrollment data please see the [Non-Public School Enrollment and Staff information](#) on our Information and Reporting Services webpage.

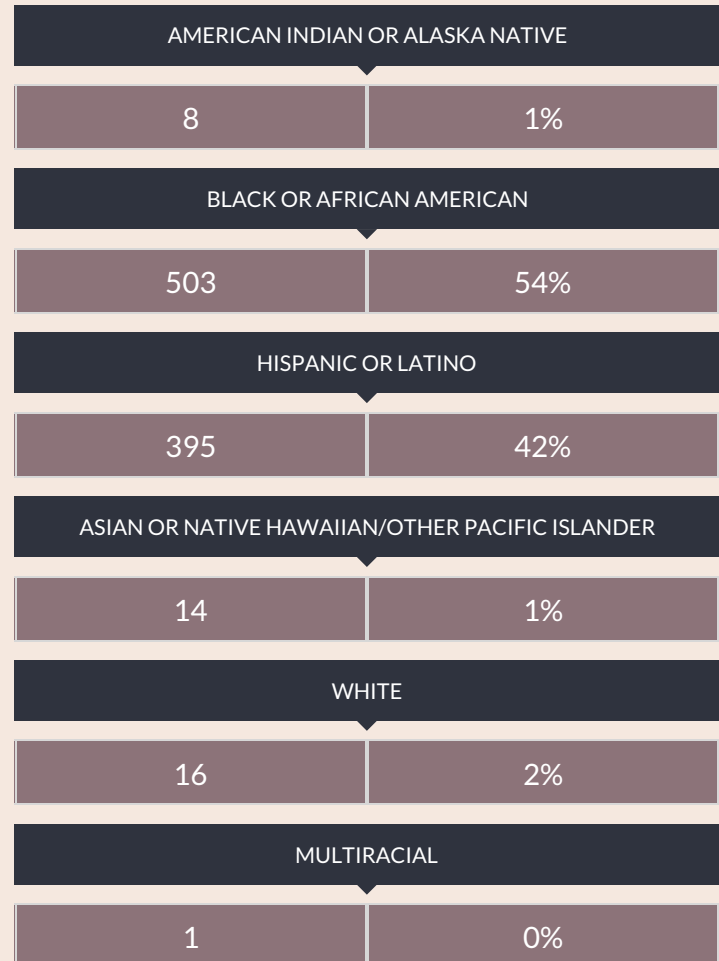
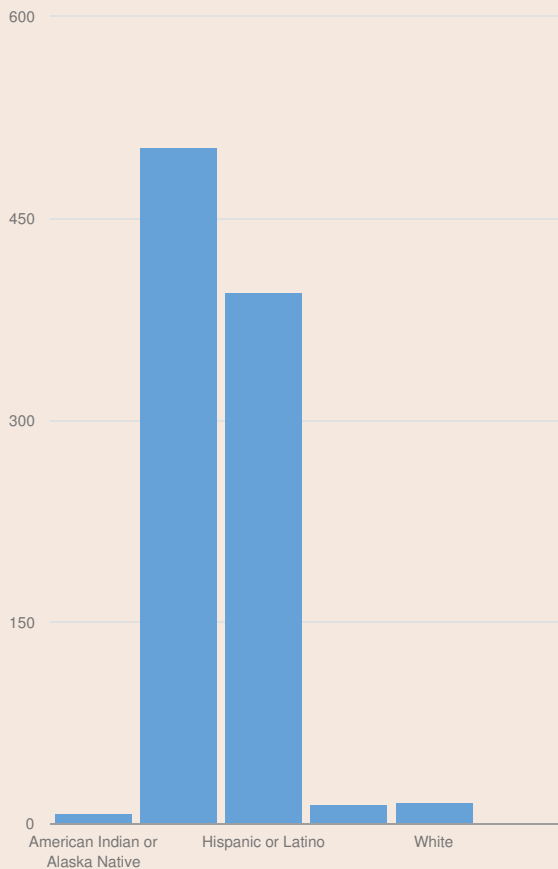
PS 41 GUN HILL ROAD ENROLLMENT (2016 - 17)

K-12 Enrollment: 937

ENROLLMENT BY GENDER



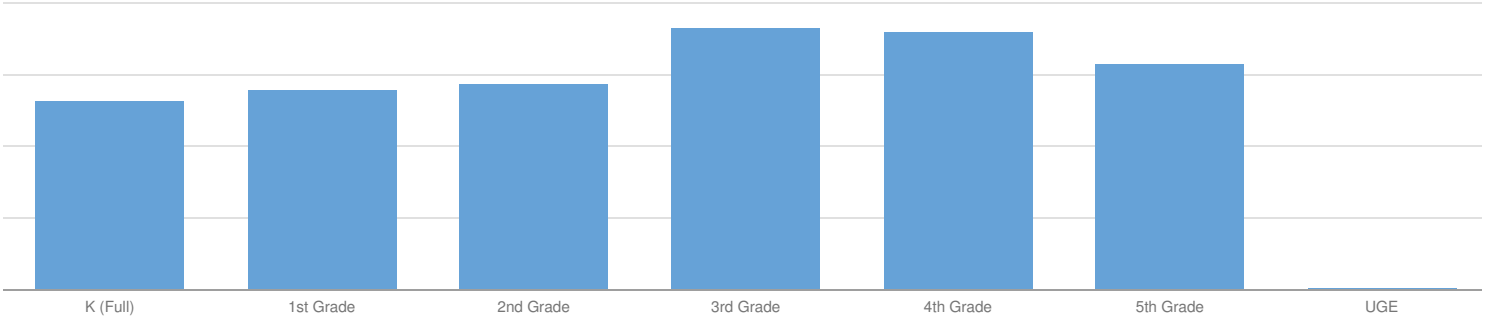
ENROLLMENT BY ETHNICITY



OTHER GROUPS

ENGLISH LANGUAGE LEARNERS		STUDENTS WITH DISABILITIES		ECONOMICALLY DISADVANTAGED	
92	10%	165	18%	927	99%

ENROLLMENT BY GRADE



K (FULL DAY)	1ST GRADE	2ND GRADE	3RD GRADE
132 14%	139 15%	144 15%	183 20%
4TH GRADE	5TH GRADE	UNGRADED ELEMENTARY	
180 19%	158 17%	1 0%	

© COPYRIGHT NEW YORK STATE EDUCATION DEPARTMENT, ALL RIGHTS RESERVED.

THIS DOCUMENT WAS CREATED ON: JULY 15, 2019, 2:08 PM EST