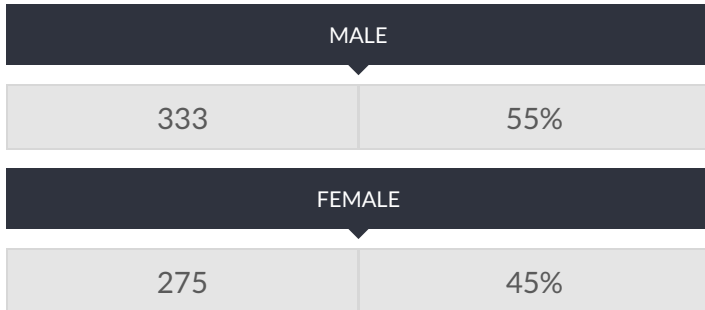


These enrollment data are collected as part of NYSED's Student Information Repository System (SIRS). These counts are as of "BEDS Day" which is typically the first Wednesday in October. Available are enrollment counts for public and charter school students by various demographics for the 2017 - 18 school year. For nonpublic school enrollment data please see the [Non-Public School Enrollment and Staff information](#) on our Information and Reporting Services webpage.

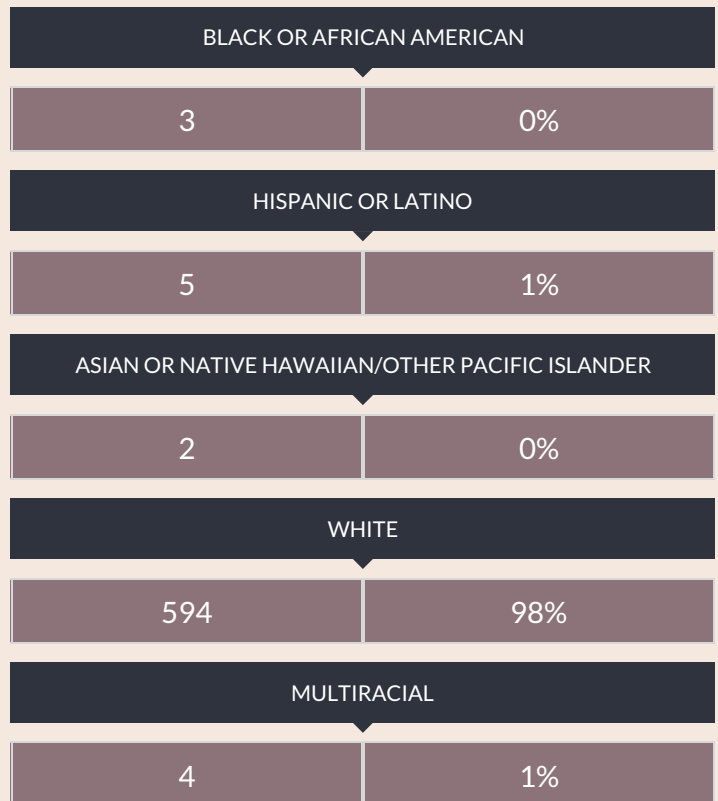
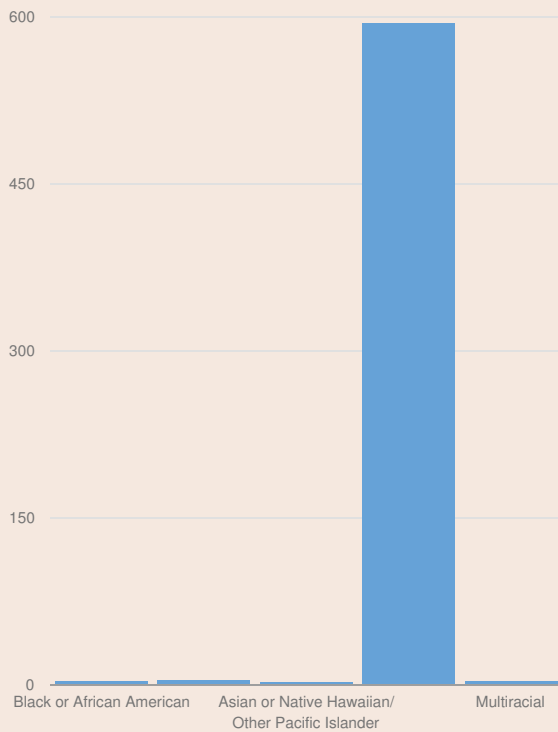
JOHN F KENNEDY SCHOOL ENROLLMENT (2017 - 18)

K-12 Enrollment: 608

ENROLLMENT BY GENDER



ENROLLMENT BY ETHNICITY



OTHER GROUPS

ENGLISH LANGUAGE LEARNERS		STUDENTS WITH DISABILITIES		ECONOMICALLY DISADVANTAGED			
—	—	109	18%	371	61%		
MIGRANT		HOMELESS		FOSTER CARE		PARENT IN ARMED FORCES	
7	1%	16	3%	—	—	—	—

ENROLLMENT BY GRADE



© COPYRIGHT NEW YORK STATE EDUCATION DEPARTMENT, ALL RIGHTS RESERVED.

THIS DOCUMENT WAS CREATED ON: OCTOBER 20, 2019, 7:52 PM EST