


These enrollment data are collected as part of NYSED's Student Information Repository System (SIRS). These counts are as of "BEDS Day" which is typically the first Wednesday in October. Available are enrollment counts for public and charter school students by various demographics for the 2016 - 17 school year. For nonpublic school enrollment data please see the [Non-Public School Enrollment and Staff information](#) on our Information and Reporting Services webpage.

NY STATE PUBLIC SCHOOL ENROLLMENT (2016 - 17)

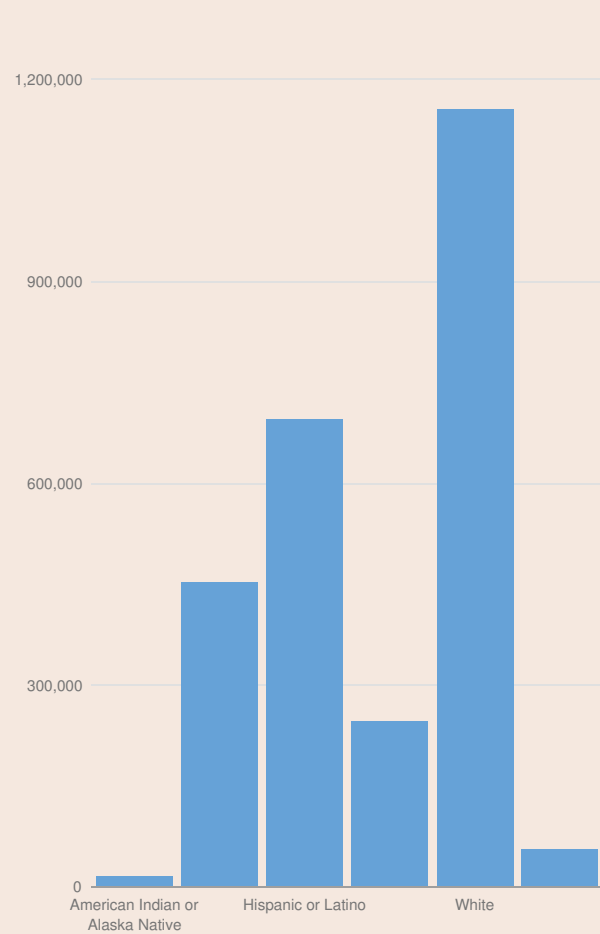
K-12 Enrollment: 2,629,970

ENROLLMENT BY GENDER

MALE	
1,348,744	51%
FEMALE	
1,281,226	49%



ENROLLMENT BY ETHNICITY

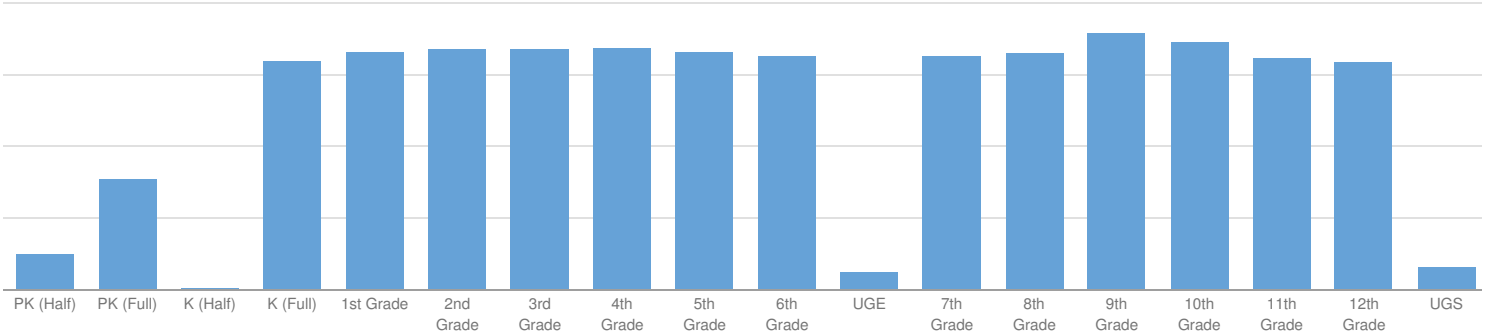


AMERICAN INDIAN OR ALASKA NATIVE	
17,500	1%
BLACK OR AFRICAN AMERICAN	
455,376	17%
HISPANIC OR LATINO	
696,822	26%
ASIAN OR NATIVE HAWAIIAN/OTHER PACIFIC ISLANDER	
247,032	9%
WHITE	
1,155,959	44%
MULTIRACIAL	
57,281	2%

OTHER GROUPS

ENGLISH LANGUAGE LEARNERS		STUDENTS WITH DISABILITIES		ECONOMICALLY DISADVANTAGED	
237,076	9%	454,844	17%	1,439,985	55%

ENROLLMENT BY GRADE



PRE-K (HALF DAY)	PRE-K (FULL DAY)	K (HALF DAY)	K (FULL DAY)
29,630 1%	93,051 3%	1,970 0%	191,352 7%
1ST GRADE	2ND GRADE	3RD GRADE	4TH GRADE
198,942 7%	201,213 7%	201,950 7%	202,160 7%
5TH GRADE	6TH GRADE	UNGRADED ELEMENTARY	7TH GRADE
199,110 7%	195,946 7%	15,307 1%	196,512 7%
8TH GRADE	9TH GRADE	10TH GRADE	11TH GRADE
198,278 7%	214,886 8%	208,306 8%	194,119 7%
12TH GRADE	UNGRADED SECONDARY		
190,645 7%	19,274 1%		