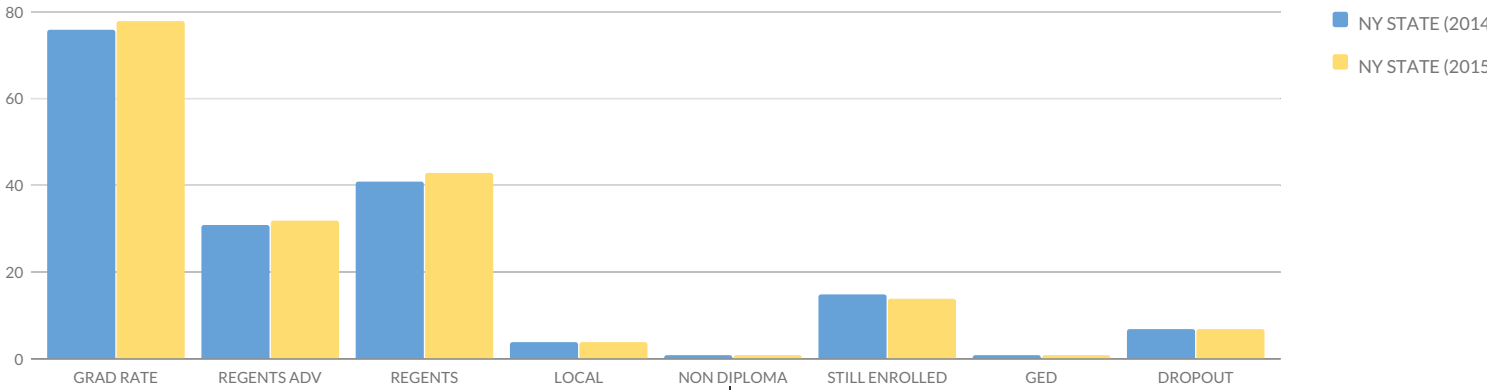


# NY STATE GRADUATION RATE DATA 4 YEAR OUTCOME AS OF JUNE

Graduate data are reported for a 9th grade cohort for the first time at the end of June of the 4th year of high school. The graduation rate as of August of the 4th year, June of the 5th year, and June of the 6th year of high school are also calculated and available. For complete information on the types of diploma credentials which can be earned and the criteria for each see [Diploma Requirements](#).



2014

2015

ALL STUDENTS

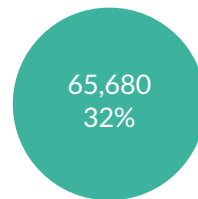
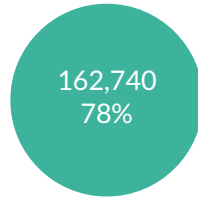
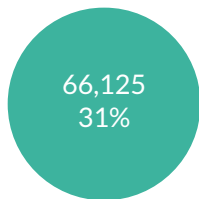
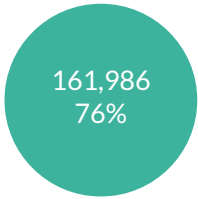
ALL STUDENTS

GRAD RATE

REGENTS WITH A...

GRAD RATE

REGENTS WITH A...

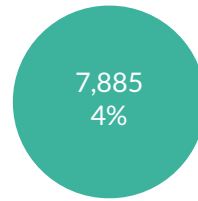
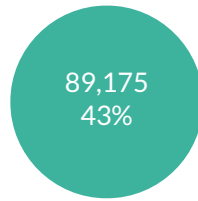
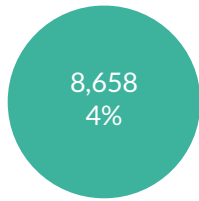
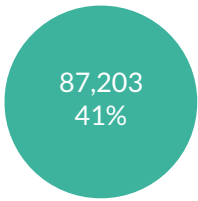


REGENTS DIPLOM...

LOCAL DIPLOMA

REGENTS DIPLOM...

LOCAL DIPLOMA



TOTAL STUDENTS IN COHORT: 212,001

TOTAL STUDENTS IN COHORT: 208,442

NON DIPLOMA CRED

STILL ENROLLED

NON DIPLOMA CRED

STILL ENROLLED

|       |    |
|-------|----|
| 1,952 | 1% |
|-------|----|

|        |     |
|--------|-----|
| 31,038 | 15% |
|--------|-----|

|       |    |
|-------|----|
| 1,974 | 1% |
|-------|----|

|        |     |
|--------|-----|
| 28,261 | 14% |
|--------|-----|

GED TRANSFER

DROPOUT

GED TRANSFER

DROPOUT

|       |    |
|-------|----|
| 1,434 | 1% |
|-------|----|

|        |    |
|--------|----|
| 15,207 | 7% |
|--------|----|

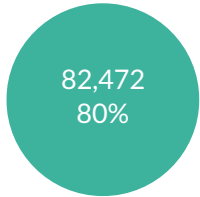
|       |    |
|-------|----|
| 1,313 | 1% |
|-------|----|

|        |    |
|--------|----|
| 13,840 | 7% |
|--------|----|

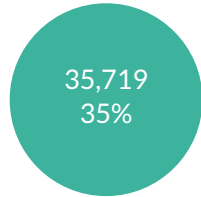
## BY GENDER

FEMALE

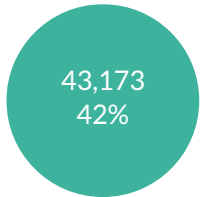
GRAD RATE



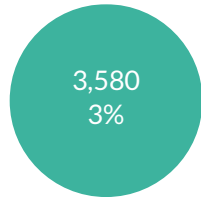
REGENTS WITH A...



REGENTS DIPLOM...



LOCAL DIPLOMA



TOTAL STUDENTS IN COHORT: 103,369

NON DIPLOMA CRED

|     |    |
|-----|----|
| 732 | 1% |
|-----|----|

STILL ENROLLED

|        |     |
|--------|-----|
| 12,878 | 12% |
|--------|-----|

GED TRANSFER

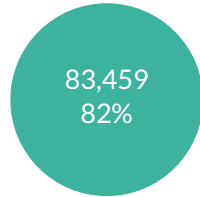
|     |    |
|-----|----|
| 557 | 1% |
|-----|----|

DROPOUT

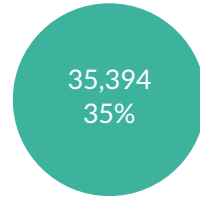
|       |    |
|-------|----|
| 6,642 | 6% |
|-------|----|

FEMALE

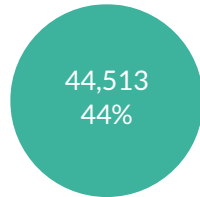
GRAD RATE



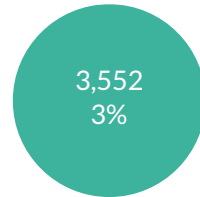
REGENTS WITH A...



REGENTS DIPLOM...



LOCAL DIPLOMA



TOTAL STUDENTS IN COHORT: 101,793

NON DIPLOMA CRED

|     |    |
|-----|----|
| 727 | 1% |
|-----|----|

STILL ENROLLED

|        |     |
|--------|-----|
| 11,210 | 11% |
|--------|-----|

GED TRANSFER

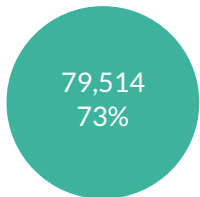
|     |    |
|-----|----|
| 505 | 0% |
|-----|----|

DROPOUT

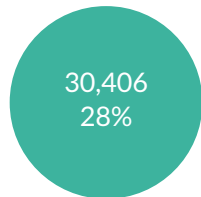
|       |    |
|-------|----|
| 5,824 | 6% |
|-------|----|

MALE

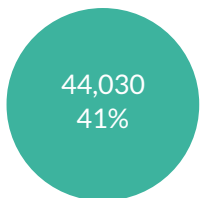
GRAD RATE



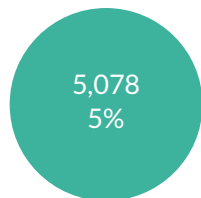
REGENTS WITH A...



REGENTS DIPLOM...



LOCAL DIPLOMA



TOTAL STUDENTS IN COHORT: 108,632

NON DIPLOMA CRED

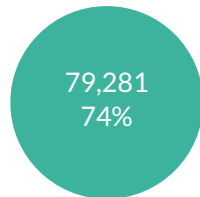
|       |    |
|-------|----|
| 1,220 | 1% |
|-------|----|

STILL ENROLLED

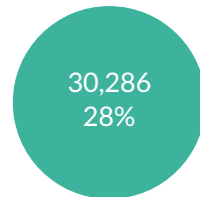
|        |     |
|--------|-----|
| 18,160 | 17% |
|--------|-----|

MALE

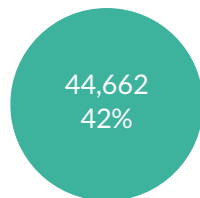
GRAD RATE



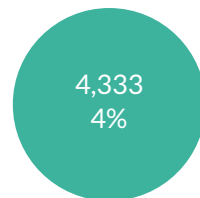
REGENTS WITH A...



REGENTS DIPLOM...



LOCAL DIPLOMA



TOTAL STUDENTS IN COHORT: 106,649

NON DIPLOMA CRED

|       |    |
|-------|----|
| 1,247 | 1% |
|-------|----|

STILL ENROLLED

|        |     |
|--------|-----|
| 17,051 | 16% |
|--------|-----|

GED TRANSFER

877

1%

DROPOUT

8,565

8%

GED TRANSFER

808

1%

DROPOUT

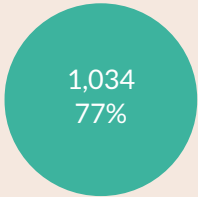
8,016

8%

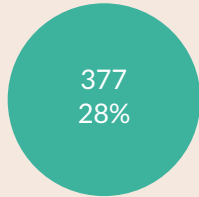
## BY ETHNICITY

### MULTIRACIAL

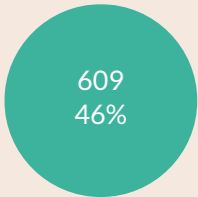
#### GRAD RATE



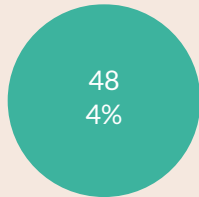
#### REGENTS WITH A...



#### REGENTS DIPLOM...



#### LOCAL DIPLOMA



TOTAL STUDENTS IN COHORT: 1,335

#### NON DIPLOMA CRED



#### STILL ENROLLED



#### GED TRANSFER

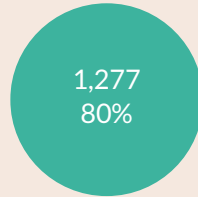


#### DROPOUT

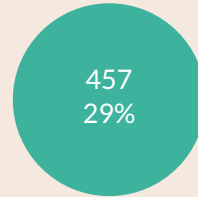


### MULTIRACIAL

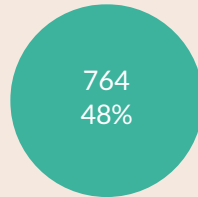
#### GRAD RATE



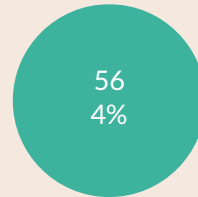
#### REGENTS WITH A...



#### REGENTS DIPLOM...




#### LOCAL DIPLOMA



TOTAL STUDENTS IN COHORT: 1,596


#### NON DIPLOMA CRED



#### STILL ENROLLED



#### GED TRANSFER



#### DROPOUT

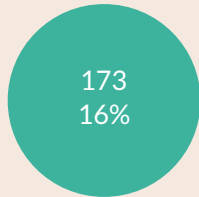


### AMERICAN INDIAN OR ALASKA NATIVE

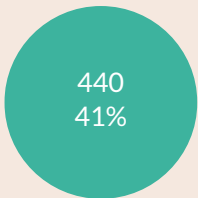
#### GRAD RATE



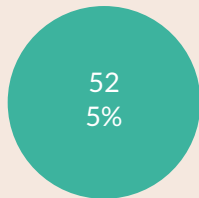
#### REGENTS WITH A...



#### REGENTS DIPLOM...



#### LOCAL DIPLOMA



TOTAL STUDENTS IN COHORT: 1,083

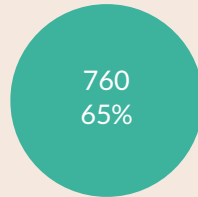
#### NON DIPLOMA CRED



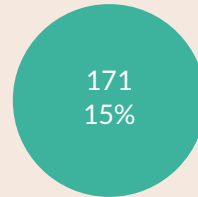
#### STILL ENROLLED



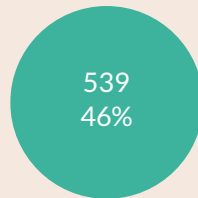
#### GRAD RATE



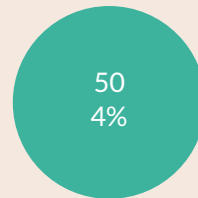
#### REGENTS WITH A...



#### REGENTS DIPLOM...



#### LOCAL DIPLOMA



TOTAL STUDENTS IN COHORT: 1,173

#### NON DIPLOMA CRED



#### STILL ENROLLED



GED TRANSFER

DROPOUT

|    |    |
|----|----|
| 15 | 1% |
|----|----|

|     |     |
|-----|-----|
| 181 | 17% |
|-----|-----|

GED TRANSFER

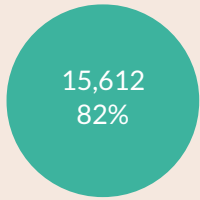
DROPOUT

|    |    |
|----|----|
| 17 | 1% |
|----|----|

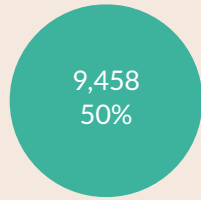
|     |     |
|-----|-----|
| 138 | 12% |
|-----|-----|

ASIAN OR NATIVE HAWAIIAN/OTHER PACIFIC ISLANDER

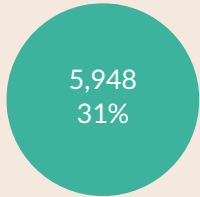
GRAD RATE



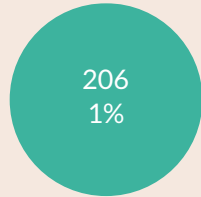
REGENTS WITH A...



REGENTS DIPLOM...



LOCAL DIPLOMA



TOTAL STUDENTS IN COHORT: 18,978

NON DIPLOMA CRED



STILL ENROLLED



GED TRANSFER

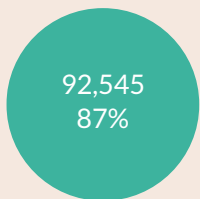


DROPOUT

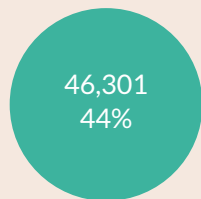


WHITE

GRAD RATE



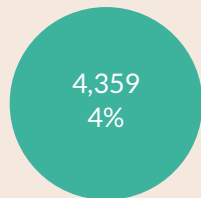
REGENTS WITH A...



REGENTS DIPLOM...



LOCAL DIPLOMA



TOTAL STUDENTS IN COHORT: 105,990

NON DIPLOMA CRED



STILL ENROLLED



GED TRANSFER



DROPOUT

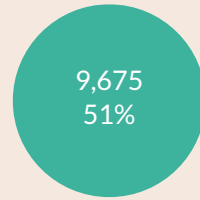


ASIAN OR NATIVE HAWAIIAN/OTHER PACIFIC ISLANDER

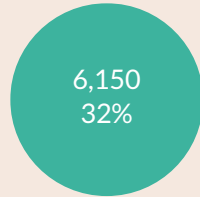
GRAD RATE



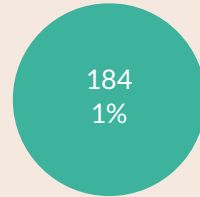
REGENTS WITH A...



REGENTS DIPLOM...



LOCAL DIPLOMA



TOTAL STUDENTS IN COHORT: 18,937

NON DIPLOMA CRED



STILL ENROLLED



GED TRANSFER

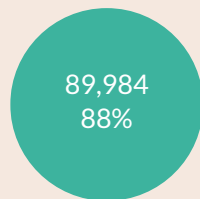


DROPOUT

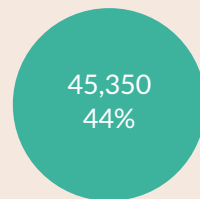


WHITE

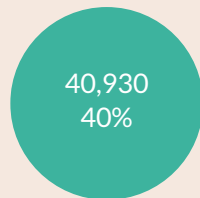
GRAD RATE



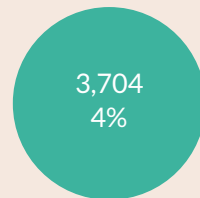
REGENTS WITH A...



REGENTS DIPLOM...



LOCAL DIPLOMA



TOTAL STUDENTS IN COHORT: 102,095

NON DIPLOMA CRED



STILL ENROLLED



GED TRANSFER



DROPOUT

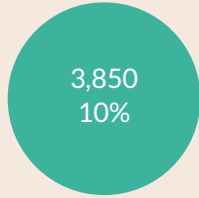


BLACK OR AFRICAN AMERICAN

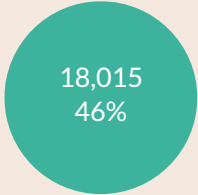
GRAD RATE



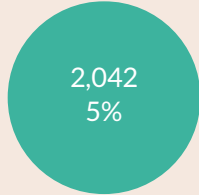
REGENTS WITH A...



REGENTS DIPLOM...




LOCAL DIPLOMA



TOTAL STUDENTS IN COHORT: 38,809

NON DIPLOMA CRED



STILL ENROLLED



GED TRANSFER



DROPOUT

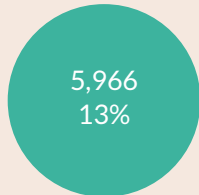


HISPANIC OR LATINO

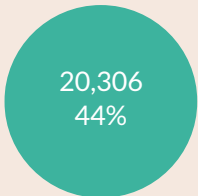
GRAD RATE



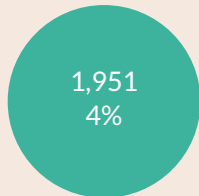
REGENTS WITH A...



REGENTS DIPLOM...



LOCAL DIPLOMA



TOTAL STUDENTS IN COHORT: 45,806

NON DIPLOMA CRED



STILL ENROLLED



GED TRANSFER

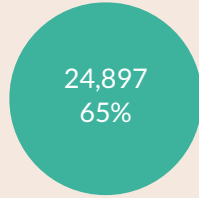


DROPOUT

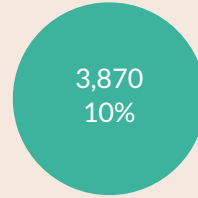


BLACK OR AFRICAN AMERICAN

GRAD RATE



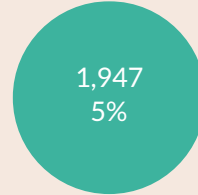
REGENTS WITH A...



REGENTS DIPLOM...



LOCAL DIPLOMA



TOTAL STUDENTS IN COHORT: 38,514

NON DIPLOMA CRED



STILL ENROLLED



GED TRANSFER

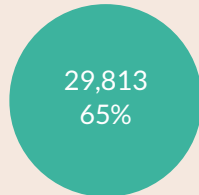


DROPOUT

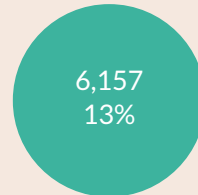


HISPANIC OR LATINO

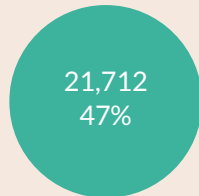
GRAD RATE



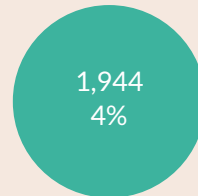
REGENTS WITH A...



REGENTS DIPLOM...



LOCAL DIPLOMA



TOTAL STUDENTS IN COHORT: 46,127

NON DIPLOMA CRED



STILL ENROLLED



GED TRANSFER



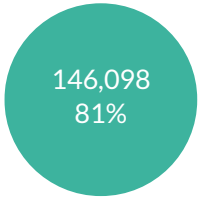
DROPOUT



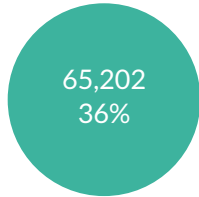
# OTHER GROUPS

## GENERAL-EDUCATION STUDENTS

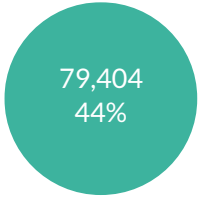
GRAD RATE



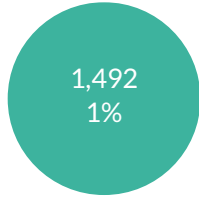
REGENTS WITH A...



REGENTS DIPLOM...




LOCAL DIPLOMA




TOTAL STUDENTS IN COHORT: 180,127


NON DIPLOMA CRED




STILL ENROLLED



GED TRANSFER

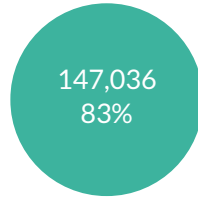


DROPOUT

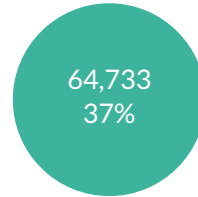


## GENERAL-EDUCATION STUDENTS

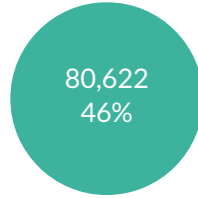
GRAD RATE



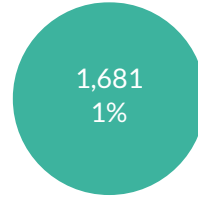
REGENTS WITH A...



REGENTS DIPLOM...



LOCAL DIPLOMA



TOTAL STUDENTS IN COHORT: 176,925

NON DIPLOMA CRED



STILL ENROLLED



GED TRANSFER

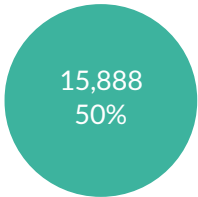


DROPOUT

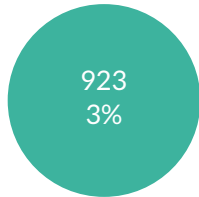


## STUDENTS WITH DISABILITIES

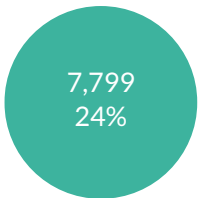
GRAD RATE



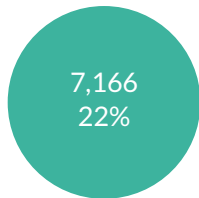
REGENTS WITH A...



REGENTS DIPLOM...



LOCAL DIPLOMA



TOTAL STUDENTS IN COHORT: 31,874

NON DIPLOMA CRED

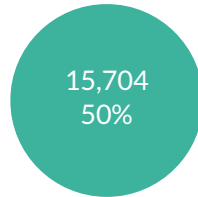


STILL ENROLLED

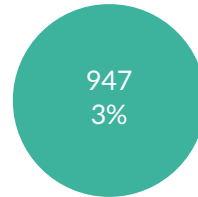


## STUDENTS WITH DISABILITIES

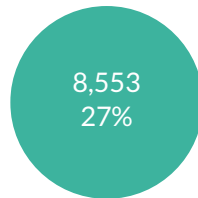
GRAD RATE



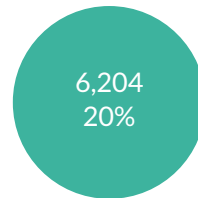
REGENTS WITH A...



REGENTS DIPLOM...



LOCAL DIPLOMA



TOTAL STUDENTS IN COHORT: 31,517

NON DIPLOMA CRED



STILL ENROLLED





GED TRANSFER

340

1%

DROPOUT

4,158

13%

GED TRANSFER

314

1%

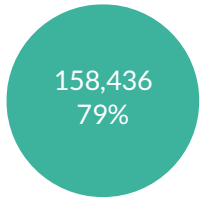
DROPOUT

3,993

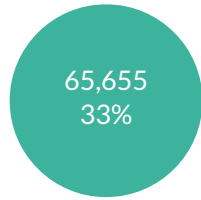
13%

NON-ENGLISH LANGUAGE LEARNERS

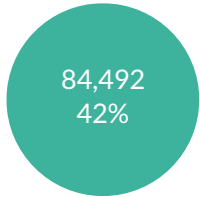
GRAD RATE



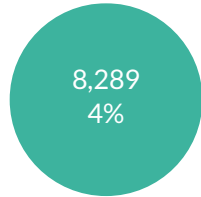
REGENTS WITH A...



REGENTS DIPLOM...



LOCAL DIPLOMA




TOTAL STUDENTS IN COHORT: 200,636

NON DIPLOMA CRED




STILL ENROLLED



GED TRANSFER

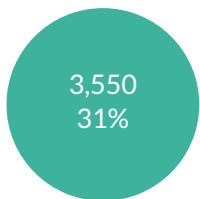


DROPOUT

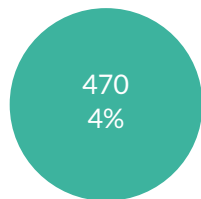


ENGLISH LANGUAGE LEARNERS

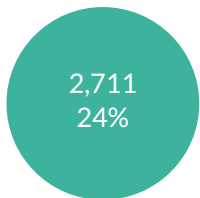
GRAD RATE



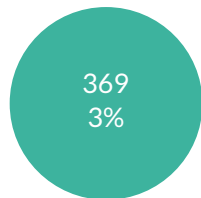
REGENTS WITH A...



REGENTS DIPLOM...



LOCAL DIPLOMA



TOTAL STUDENTS IN COHORT: 11,365

NON DIPLOMA CRED



STILL ENROLLED



GED TRANSFER

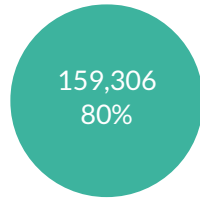


DROPOUT

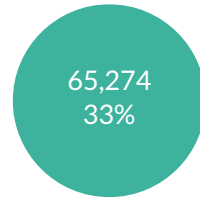


NON-ENGLISH LANGUAGE LEARNERS

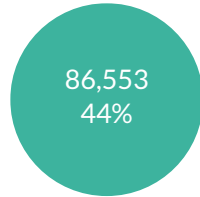
GRAD RATE



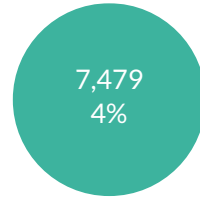
REGENTS WITH A...



REGENTS DIPLOM...




LOCAL DIPLOMA



TOTAL STUDENTS IN COHORT: 198,289


NON DIPLOMA CRED



STILL ENROLLED



GED TRANSFER

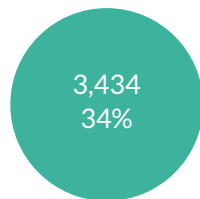


DROPOUT

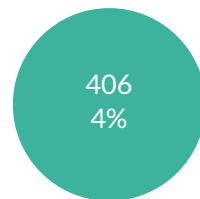


ENGLISH LANGUAGE LEARNERS

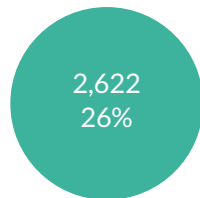
GRAD RATE



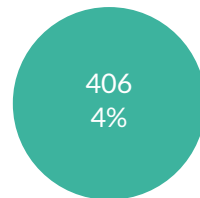
REGENTS WITH A...



REGENTS DIPLOM...



LOCAL DIPLOMA



TOTAL STUDENTS IN COHORT: 10,153

NON DIPLOMA CRED



STILL ENROLLED



GED TRANSFER

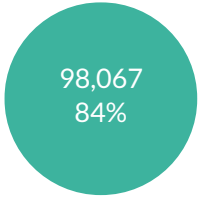


DROPOUT

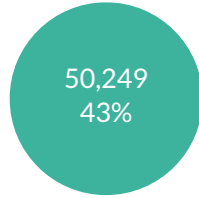


NOT ECONOMICALLY DISADVANTAGED

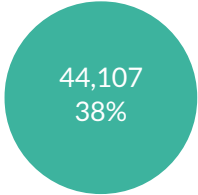
GRAD RATE



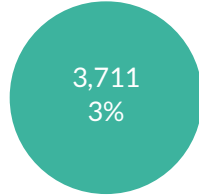
REGENTS WITH A...



REGENTS DIPLOM..



LOCAL DIPLOMA



TOTAL STUDENTS IN COHORT: 116,339

NON DIPLOMA CRED



STILL ENROLLED



GED TRANSFER

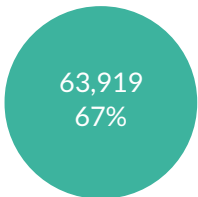


DROPOUT

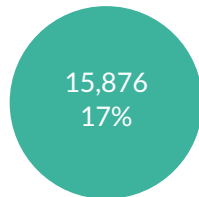


ECONOMICALLY DISADVANTAGED

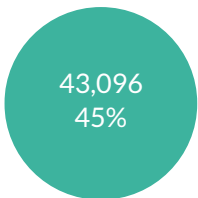
GRAD RATE



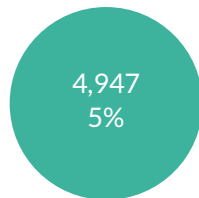
REGENTS WITH A...



REGENTS DIPLOM..



LOCAL DIPLOMA




TOTAL STUDENTS IN COHORT: 95,662

NON DIPLOMA CRED



STILL ENROLLED



GED TRANSFER

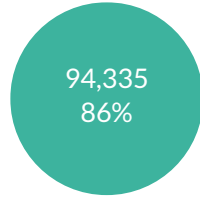


DROPOUT

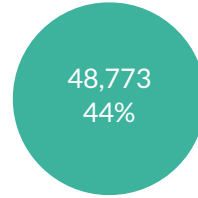


NOT ECONOMICALLY DISADVANTAGED

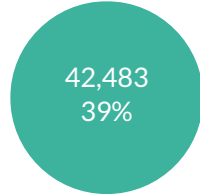
GRAD RATE



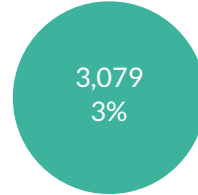
REGENTS WITH A...



REGENTS DIPLOM...



LOCAL DIPLOMA



TOTAL STUDENTS IN COHORT: 110,051

NON DIPLOMA CRED



STILL ENROLLED



GED TRANSFER

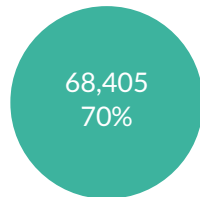


DROPOUT

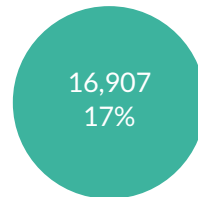


ECONOMICALLY DISADVANTAGED

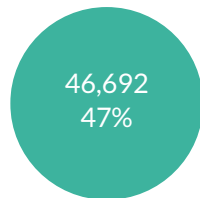
GRAD RATE



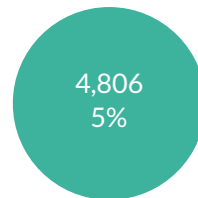
REGENTS WITH A...



REGENTS DIPLOM...



LOCAL DIPLOMA



TOTAL STUDENTS IN COHORT: 98,391

NON DIPLOMA CRED



STILL ENROLLED



GED TRANSFER

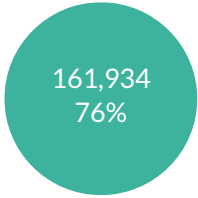


DROPOUT

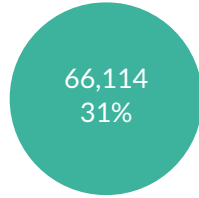


NOT MIGRANT

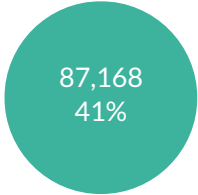
GRAD RATE



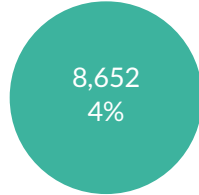
REGENTS WITH A...



REGENTS DIPLOM...



LOCAL DIPLOMA



TOTAL STUDENTS IN COHORT: 211,916

NON DIPLOMA CRED




STILL ENROLLED



GED TRANSFER

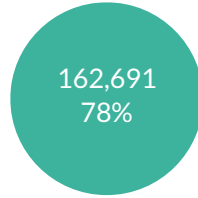


DROPOUT

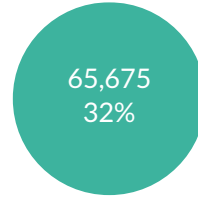


NOT MIGRANT

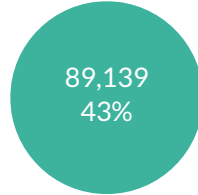
GRAD RATE



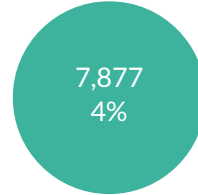
REGENTS WITH A...



REGENTS DIPLOM...



LOCAL DIPLOMA



TOTAL STUDENTS IN COHORT: 208,360

NON DIPLOMA CRED



STILL ENROLLED



GED TRANSFER

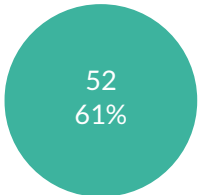


DROPOUT

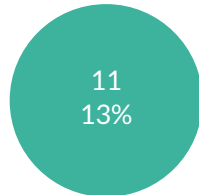


MIGRANT

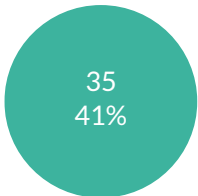
GRAD RATE



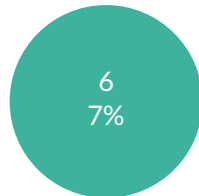
REGENTS WITH A...



REGENTS DIPLOM...



LOCAL DIPLOMA



TOTAL STUDENTS IN COHORT: 85

NON DIPLOMA CRED



STILL ENROLLED



GED TRANSFER

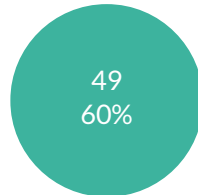


DROPOUT

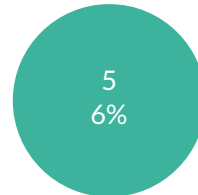


MIGRANT

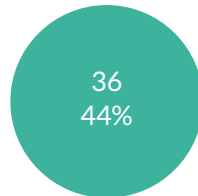
GRAD RATE



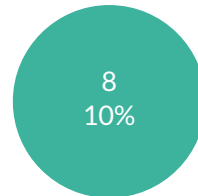
REGENTS WITH A...



REGENTS DIPLOM...



LOCAL DIPLOMA



TOTAL STUDENTS IN COHORT: 82

NON DIPLOMA CRED



STILL ENROLLED



GED TRANSFER



DROPOUT



© COPYRIGHT NEW YORK STATE EDUCATION DEPARTMENT, ALL RIGHTS RESERVED.

THIS DOCUMENT WAS CREATED ON: JUNE 16, 2019, 12:06 AM EST