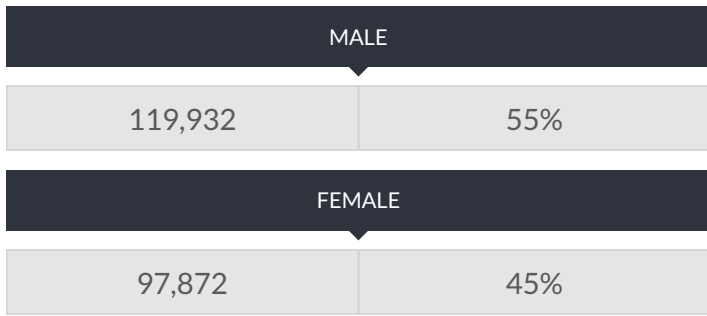
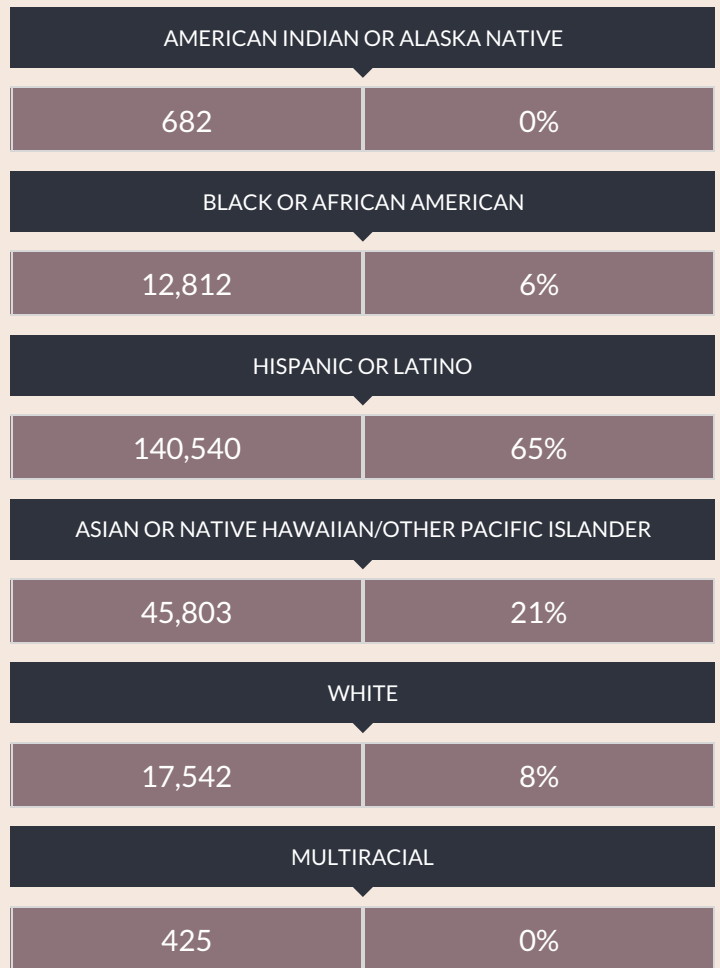


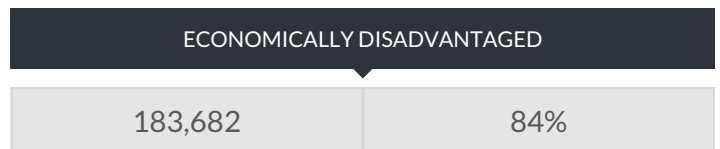
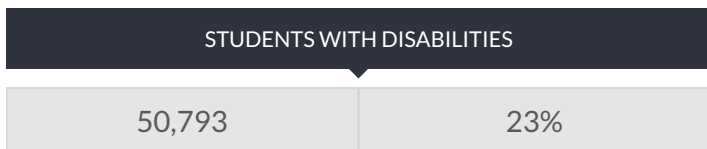
### ENROLLMENT BY GENDER



### ENROLLMENT BY ETHNICITY



### OTHER GROUPS



# ENROLLMENT BY GRADE

PRE-K (HALF DAY)	PRE-K (FULL DAY)	K (HALF DAY)	K (FULL DAY)
1,064   0%	1,269   1%	658   0%	28,838   13%
1ST GRADE	2ND GRADE	3RD GRADE	4TH GRADE
25,660   12%	21,926   10%	17,566   8%	15,718   7%
5TH GRADE	6TH GRADE	UNGRADED ELEMENTARY	7TH GRADE
14,306   7%	13,097   6%	2,747   1%	12,378   6%
8TH GRADE	9TH GRADE	10TH GRADE	11TH GRADE
11,480   5%	17,475   8%	14,684   7%	9,624   4%
12TH GRADE	UNGRADED SECONDARY		
8,202   4%	3,445   2%		

© COPYRIGHT NEW YORK STATE EDUCATION DEPARTMENT, ALL RIGHTS RESERVED.

THIS DOCUMENT WAS CREATED ON: JUNE 20, 2019, 1:52 AM EST