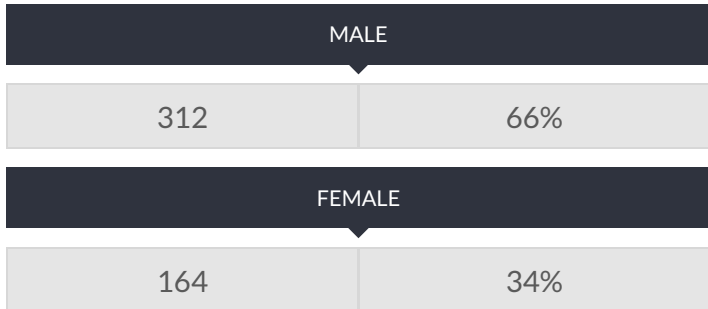


These enrollment data are collected as part of NYSED's Student Information Repository System (SIRS). These counts are as of "BEDS Day" which is typically the first Wednesday in October. Available are enrollment counts for public and charter school students by various demographics for the 2017 - 18 school year. For nonpublic school enrollment data please see the [Non-Public School Enrollment and Staff information](#) on our Information and Reporting Services webpage.

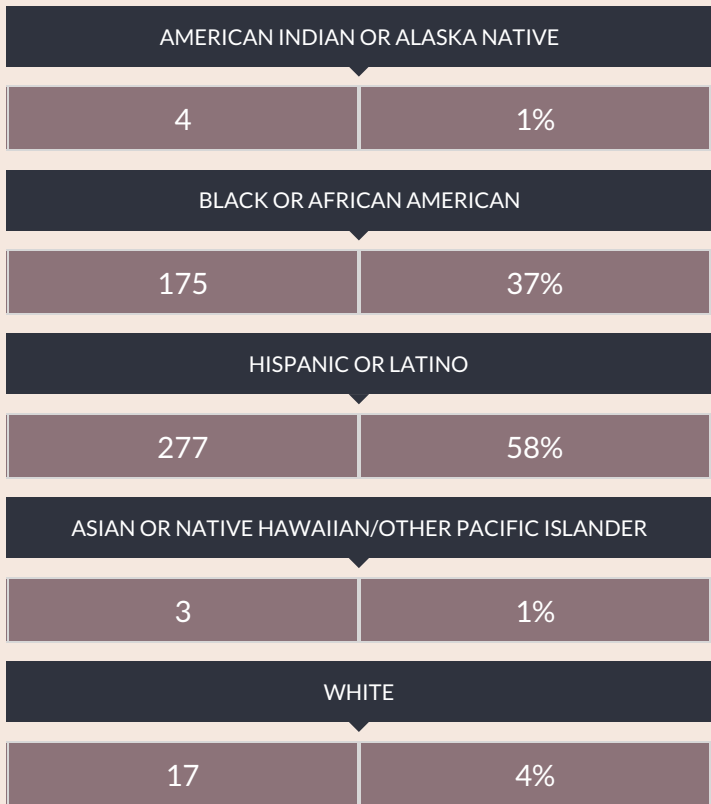
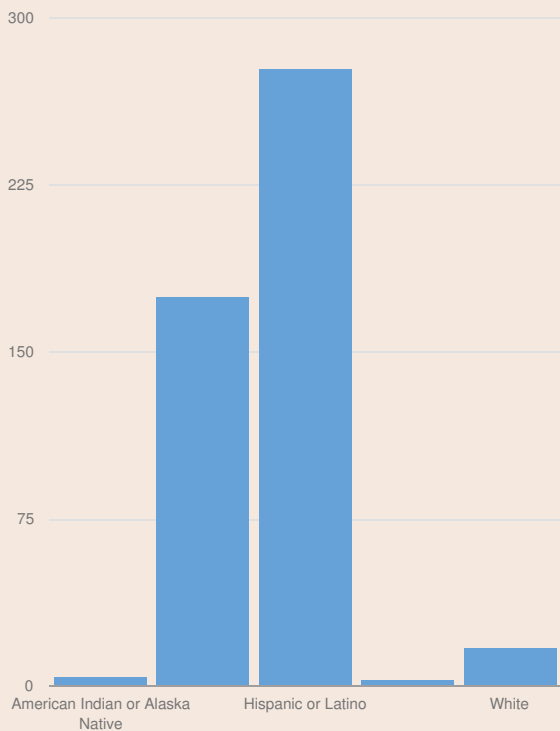
JM RAPPORT SCHOOL FOR CAREER DEVELOPMENT ENROLLMENT (2017 - 18)

K-12 Enrollment: 476

ENROLLMENT BY GENDER



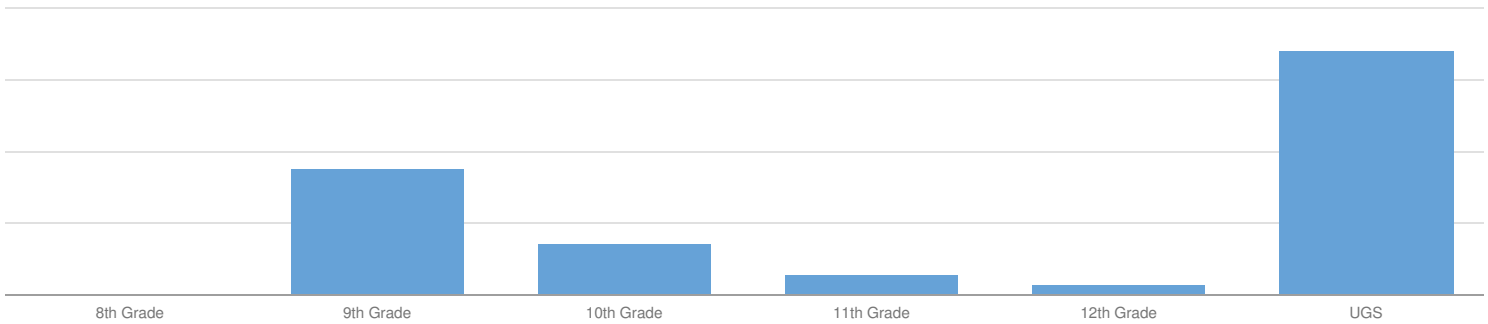
ENROLLMENT BY ETHNICITY



OTHER GROUPS

ENGLISH LANGUAGE LEARNERS		STUDENTS WITH DISABILITIES		ECONOMICALLY DISADVANTAGED			
143	30%	—	—	453	95%		
MIGRANT		HOMELESS		FOSTER CARE		PARENT IN ARMED FORCES	
—	—	86	18%	—	—	—	—

ENROLLMENT BY GRADE



8TH GRADE		9TH GRADE		10TH GRADE		11TH GRADE	
1	0%	133	28%	53	11%	22	5%
12TH GRADE		UNGRADED SECONDARY					
11	2%	256	54%				

© COPYRIGHT NEW YORK STATE EDUCATION DEPARTMENT, ALL RIGHTS RESERVED.

THIS DOCUMENT WAS CREATED ON: OCTOBER 16, 2019, 3:04 AM EST