
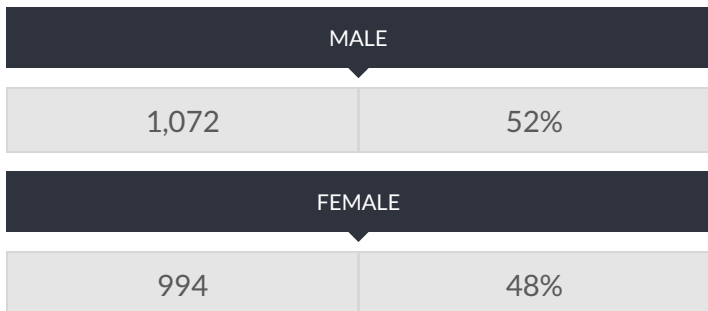


These enrollment data are collected as part of NYSED's Student Information Repository System (SIRS). These counts are as of "BEDS Day" which is typically the first Wednesday in October. Available are enrollment counts for public and charter school students by various demographics for the 2017 - 18 school year. For nonpublic school enrollment data please see the [Non-Public School Enrollment and Staff information](#) on our Information and Reporting Services webpage.

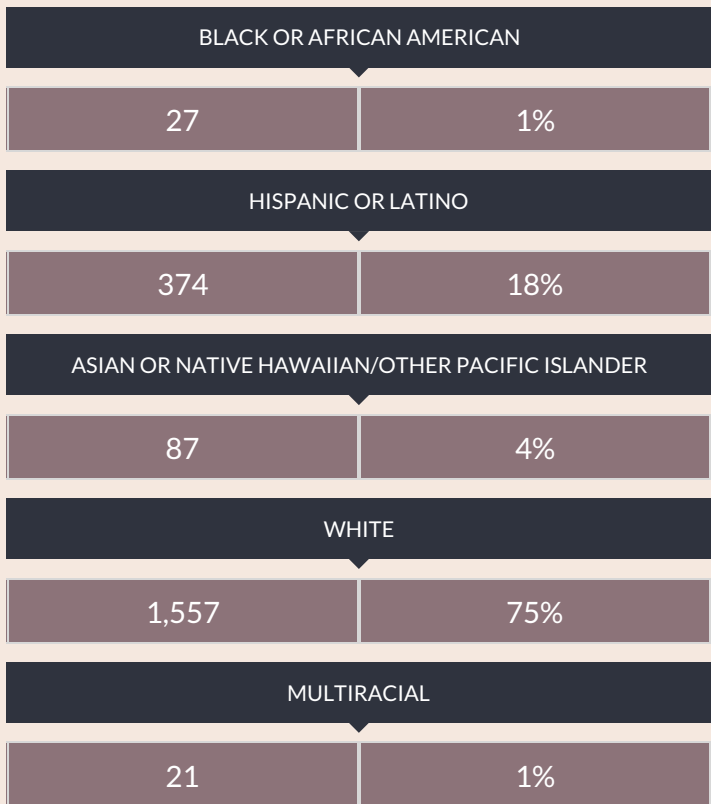
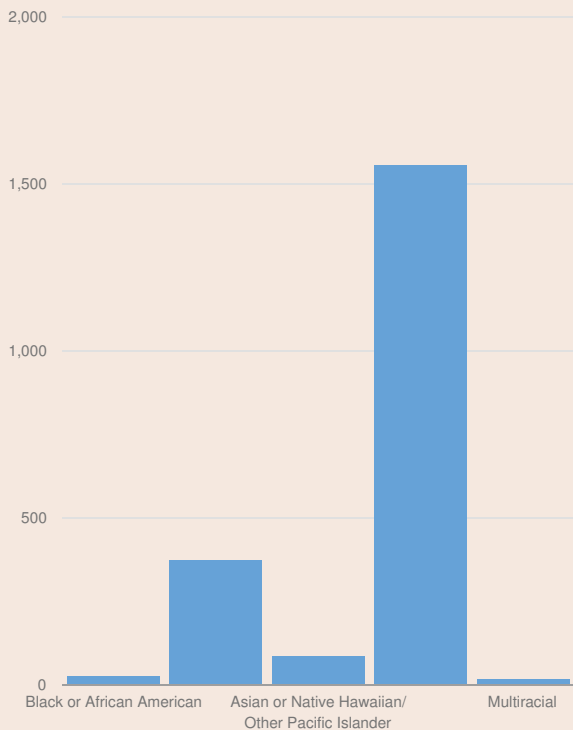
LOCUST VALLEY CSD ENROLLMENT (2017 - 18)

K-12 Enrollment: 2,066

ENROLLMENT BY GENDER



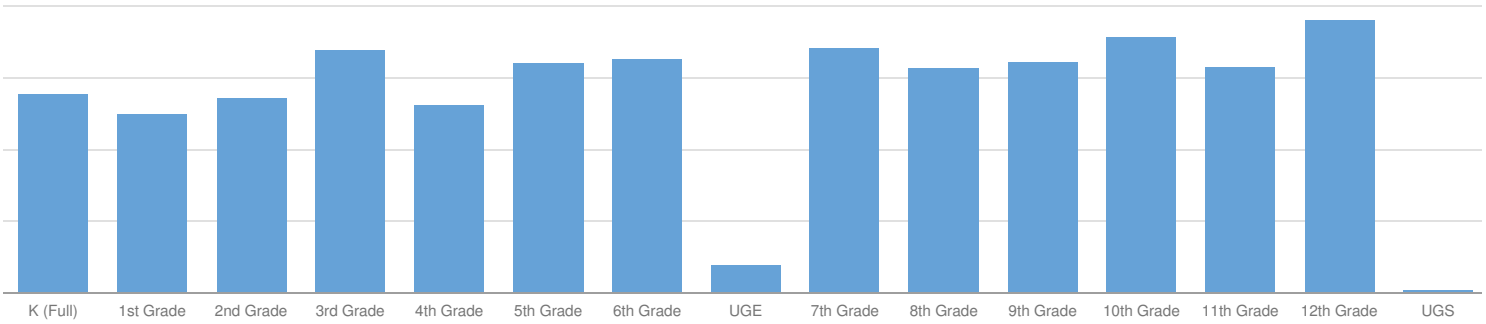
ENROLLMENT BY ETHNICITY



OTHER GROUPS

ENGLISH LANGUAGE LEARNERS		STUDENTS WITH DISABILITIES		ECONOMICALLY DISADVANTAGED	
99	5%	331	16%	437	21%
MIGRANT		HOMELESS		FOSTER CARE	
—	—	7	0%	—	—

ENROLLMENT BY GRADE



K (FULL DAY)	1ST GRADE	2ND GRADE	3RD GRADE
139	125	137	170
7%	6%	7%	8%
4TH GRADE	5TH GRADE	6TH GRADE	UNGRADED ELEMENTARY
131	161	163	20
6%	8%	8%	1%
7TH GRADE	8TH GRADE	9TH GRADE	10TH GRADE
171	157	162	179
8%	8%	8%	9%
11TH GRADE	12TH GRADE	UNGRADED SECONDARY	
158	191	2	
8%	9%	0%	