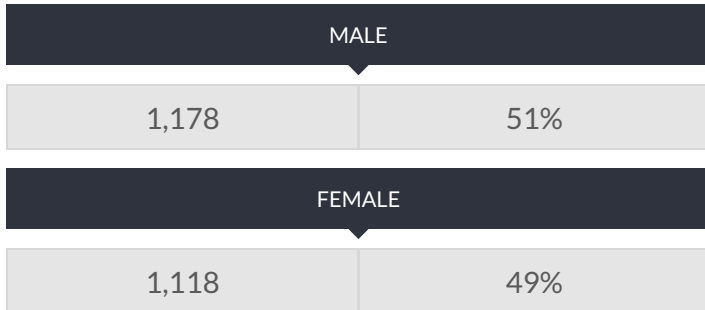


These enrollment data are collected as part of NYSED's Student Information Repository System (SIRS). These counts are as of "BEDS Day" which is typically the first Wednesday in October. Available are enrollment counts for public and charter school students by various demographics for the 2015 - 16 school year. For nonpublic school enrollment data please see the [Non-Public School Enrollment and Staff information](#) on our Information and Reporting Services webpage.

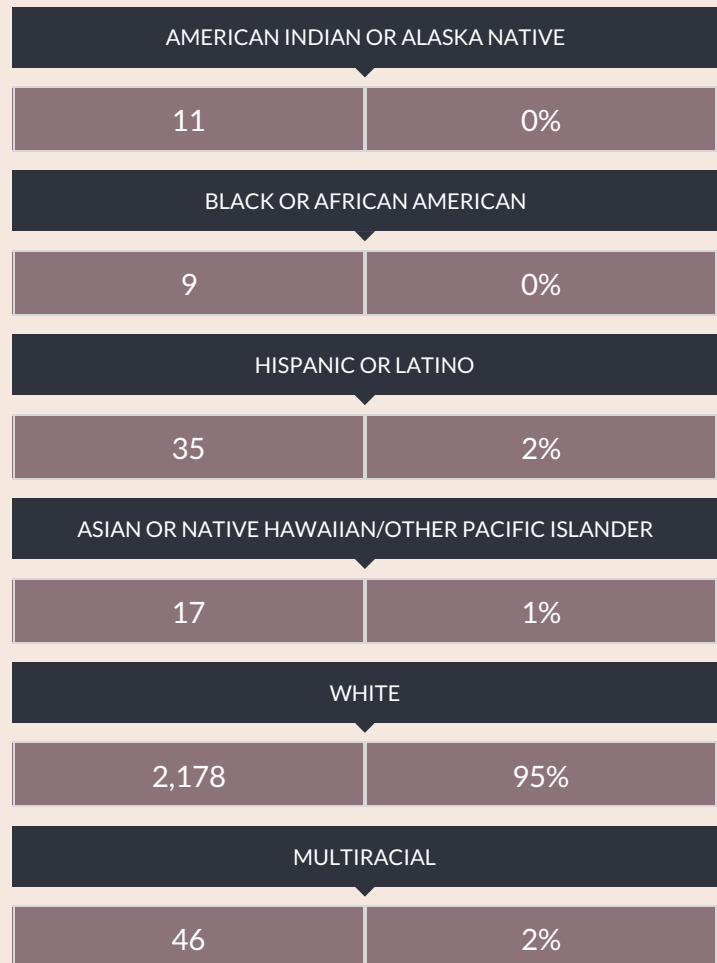
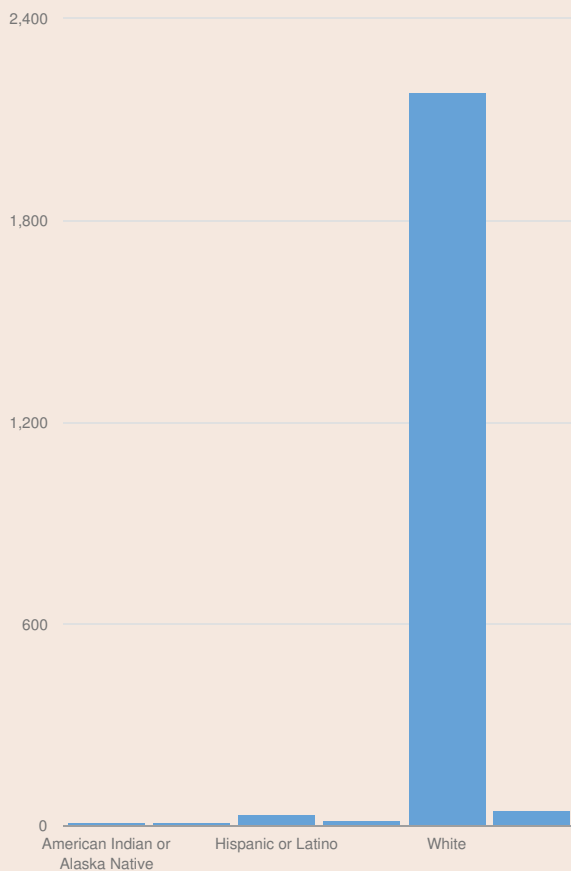
IROQUOIS CSD ENROLLMENT (2015 - 16)

K-12 Enrollment: 2,296

ENROLLMENT BY GENDER



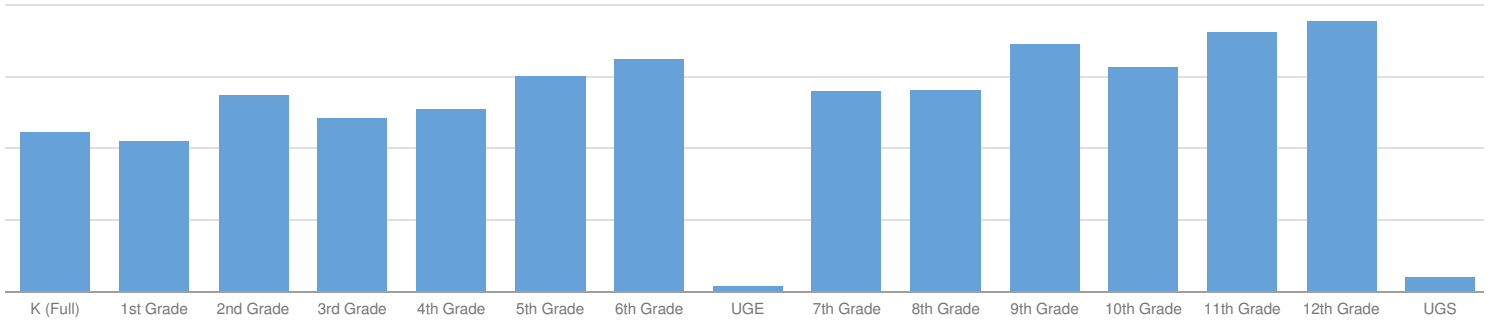
ENROLLMENT BY ETHNICITY



OTHER GROUPS

ENGLISH LANGUAGE LEARNERS		STUDENTS WITH DISABILITIES		ECONOMICALLY DISADVANTAGED	
—	—	332	14%	432	19%

ENROLLMENT BY GRADE



K (FULL DAY)	1ST GRADE	2ND GRADE	3RD GRADE
134 6%	126 5%	165 7%	146 6%
4TH GRADE	5TH GRADE	6TH GRADE	UNGRADED ELEMENTARY
153 7%	181 8%	195 8%	5 0%
7TH GRADE	8TH GRADE	9TH GRADE	10TH GRADE
168 7%	169 7%	208 9%	189 8%
11TH GRADE	12TH GRADE	UNGRADED SECONDARY	
217 9%	227 10%	13 1%	