

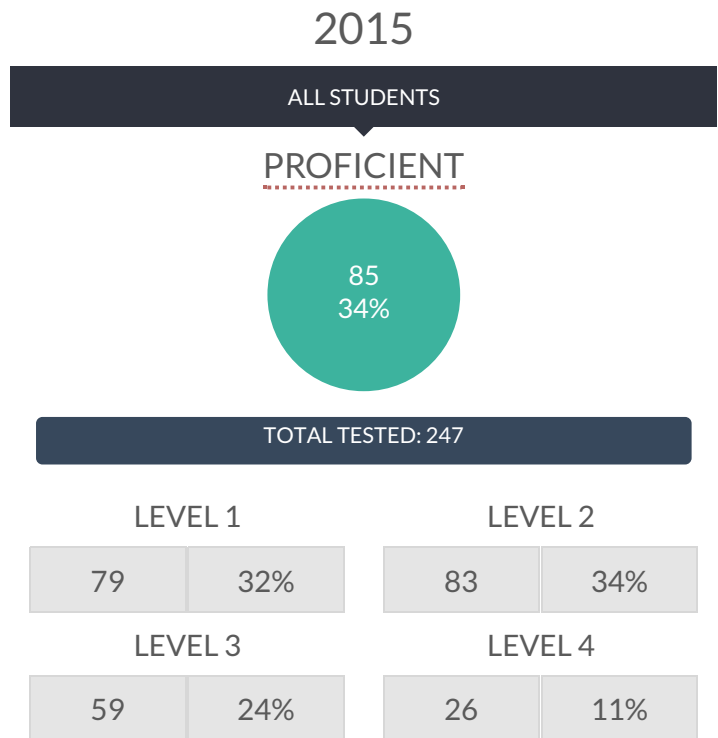
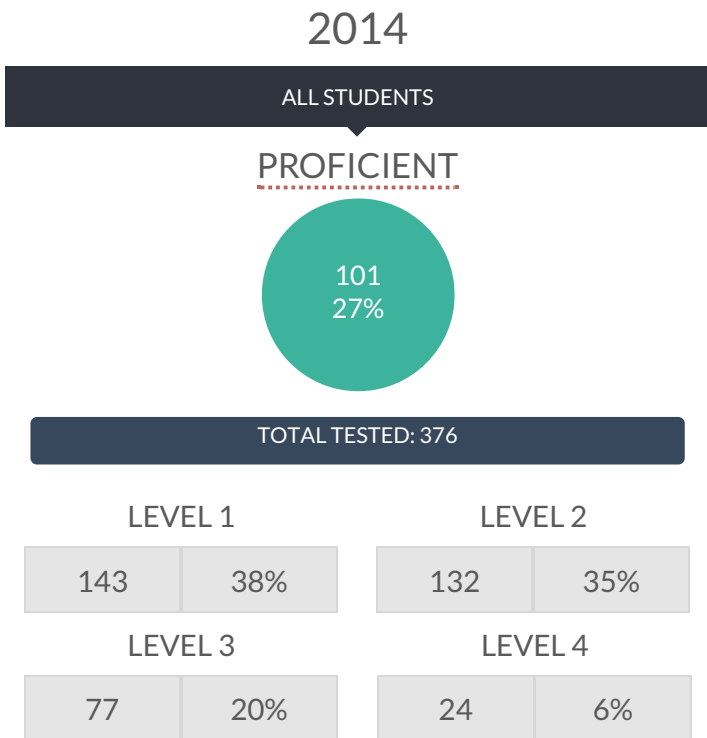
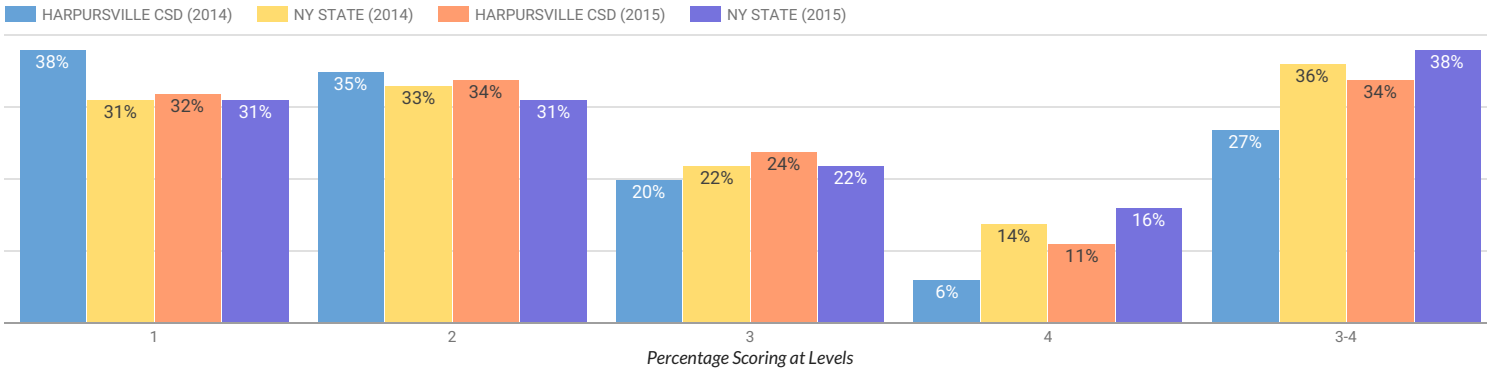
# HARPURSVILLE CSD GRADES 3-8 MATHEMATICS ASSESSMENT DATA

The grades 3-8 English Language Arts (ELA) and mathematics assessments measure the higher learning standards that were adopted by the State Board of Regents in 2010, which more accurately reflect students' progress toward college and career readiness. Data are available statewide and at the county, district, and school level.

Data available on this site are based on those reported by schools and districts to the State as of July 6, 2015 via the Student Information Repository System (SIRS). The New York State School Report Card 3-8 English Language Arts (ELA) and mathematics assessment data will be based on those data reported as of the final school year reporting deadline.

For more information and additional files, please view the [NYSED press release](#)

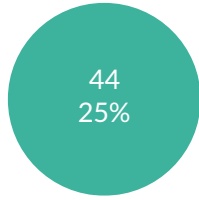
[Assessment Data - Glossary of Terms](#) | [Assessment Data - Business Rules](#)



# BY GENDER

FEMALE

PROFICIENT



TOTAL TESTED: 178

LEVEL 1



LEVEL 2



LEVEL 3

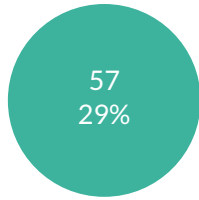


LEVEL 4



MALE

PROFICIENT



TOTAL TESTED: 198

LEVEL 1



LEVEL 2



LEVEL 3

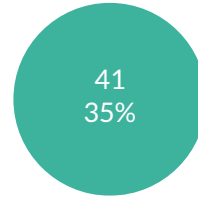


LEVEL 4




FEMALE

PROFICIENT



TOTAL TESTED: 118

LEVEL 1



LEVEL 2



LEVEL 3

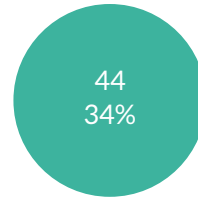


LEVEL 4



MALE

PROFICIENT



TOTAL TESTED: 129


LEVEL 1



LEVEL 2



LEVEL 3



LEVEL 4



# BY ETHNICITY

MULTIRACIAL

PROFICIENT



TOTAL TESTED: —

LEVEL 1



LEVEL 2



LEVEL 3



LEVEL 4



AMERICAN INDIAN OR ALASKA NATIVE

PROFICIENT



TOTAL TESTED: —

LEVEL 1



LEVEL 2



LEVEL 3

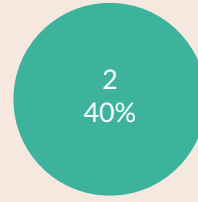


LEVEL 4



MULTIRACIAL

PROFICIENT



TOTAL TESTED: 5

LEVEL 1



LEVEL 2



LEVEL 3




LEVEL 4



AMERICAN INDIAN OR ALASKA NATIVE

PROFICIENT



TOTAL TESTED: —

LEVEL 1



LEVEL 2



LEVEL 3



LEVEL 4



ASIAN OR NATIVE HAWAIIAN/OTHER PACIFIC ISLANDER

PROFICIENT



TOTAL TESTED: -

LEVEL 1



LEVEL 2



LEVEL 3

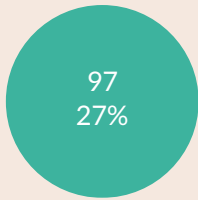


LEVEL 4



WHITE

PROFICIENT



TOTAL TESTED: 360

LEVEL 1



LEVEL 2



LEVEL 3



LEVEL 4



ASIAN OR NATIVE HAWAIIAN/OTHER PACIFIC ISLANDER

PROFICIENT



TOTAL TESTED: -

LEVEL 1



LEVEL 2



LEVEL 3

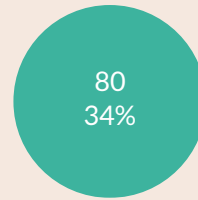


LEVEL 4



WHITE

PROFICIENT



TOTAL TESTED: 234

LEVEL 1



LEVEL 2



LEVEL 3



LEVEL 4



BLACK OR AFRICAN AMERICAN

PROFICIENT



TOTAL TESTED: 5

LEVEL 1



LEVEL 2



LEVEL 3




LEVEL 4



HISPANIC OR LATINO

PROFICIENT



TOTAL TESTED: -

LEVEL 1



LEVEL 2



LEVEL 3



LEVEL 4



BLACK OR AFRICAN AMERICAN

PROFICIENT



TOTAL TESTED: -

LEVEL 1



LEVEL 2



LEVEL 3




LEVEL 4



HISPANIC OR LATINO

PROFICIENT



TOTAL TESTED: -

LEVEL 1



LEVEL 2



LEVEL 3



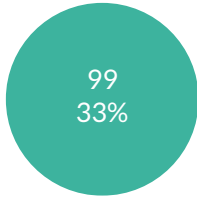
LEVEL 4



# OTHER GROUPS

## GENERAL-EDUCATION STUDENTS

PROFICIENT

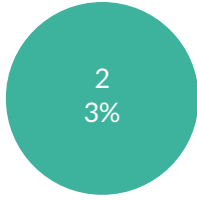


TOTAL TESTED: 304

LEVEL 1		LEVEL 2	
81	27%	124	41%
LEVEL 3		LEVEL 4	
75	25%	24	8%

## STUDENTS WITH DISABILITIES

PROFICIENT

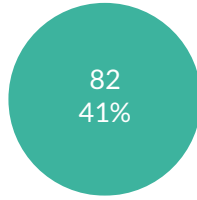


TOTAL TESTED: 72

LEVEL 1		LEVEL 2	
62	86%	8	11%
LEVEL 3		LEVEL 4	
2	3%	0	0%

## GENERAL-EDUCATION STUDENTS

PROFICIENT

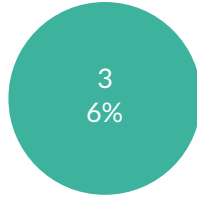


TOTAL TESTED: 198

LEVEL 1		LEVEL 2	
44	22%	72	36%
LEVEL 3		LEVEL 4	
57	29%	25	13%

## STUDENTS WITH DISABILITIES

PROFICIENT



TOTAL TESTED: 49

LEVEL 1		LEVEL 2	
35	71%	11	22%
LEVEL 3		LEVEL 4	
2	4%	1	2%

NON-ENGLISH LANGUAGE LEARNERS

PROFICIENT



TOTAL TESTED: —

LEVEL 1



LEVEL 2



LEVEL 3



LEVEL 4



ENGLISH LANGUAGE LEARNERS

PROFICIENT



TOTAL TESTED: —

LEVEL 1



LEVEL 2



LEVEL 3



LEVEL 4



NON-ENGLISH LANGUAGE LEARNERS

PROFICIENT



TOTAL TESTED: —

LEVEL 1



LEVEL 2



LEVEL 3



LEVEL 4



ENGLISH LANGUAGE LEARNERS

PROFICIENT



TOTAL TESTED: —

LEVEL 1



LEVEL 2



LEVEL 3

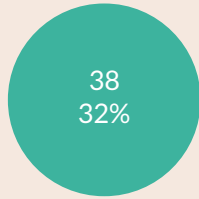


LEVEL 4



NOT ECONOMICALLY DISADVANTAGED

PROFICIENT



TOTAL TESTED: 117

LEVEL 1



LEVEL 2



LEVEL 3

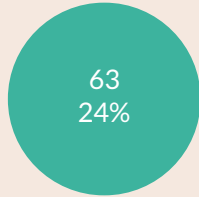


LEVEL 4



ECONOMICALLY DISADVANTAGED

PROFICIENT



TOTAL TESTED: 259

LEVEL 1



LEVEL 2



LEVEL 3

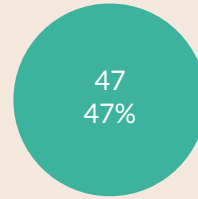


LEVEL 4




NOT ECONOMICALLY DISADVANTAGED

PROFICIENT



TOTAL TESTED: 99

LEVEL 1



LEVEL 2



LEVEL 3

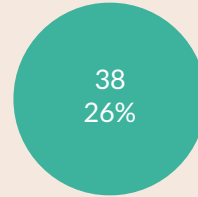


LEVEL 4



ECONOMICALLY DISADVANTAGED

PROFICIENT



TOTAL TESTED: 148

LEVEL 1



LEVEL 2



LEVEL 3



LEVEL 4





NOT MIGRANT

PROFICIENT



TOTAL TESTED: —

LEVEL 1



LEVEL 2



LEVEL 3



LEVEL 4



MIGRANT

PROFICIENT



TOTAL TESTED: —

LEVEL 1



LEVEL 2



LEVEL 3



LEVEL 4



NOT MIGRANT

PROFICIENT



TOTAL TESTED: —

LEVEL 1



LEVEL 2



LEVEL 3



LEVEL 4



MIGRANT

PROFICIENT



TOTAL TESTED: —

LEVEL 1



LEVEL 2



LEVEL 3



LEVEL 4

