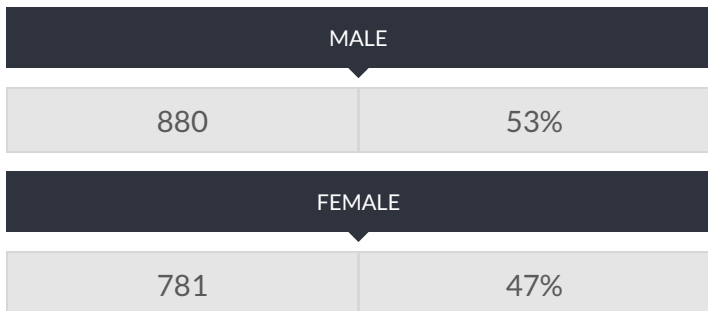


These enrollment data are collected as part of NYSED's Student Information Repository System (SIRS). These counts are as of "BEDS Day" which is typically the first Wednesday in October. Available are enrollment counts for public and charter school students by various demographics for the 2014 - 15 school year. For nonpublic school enrollment data please see the [Non-Public School Enrollment and Staff information](#) on our Information and Reporting Services webpage.

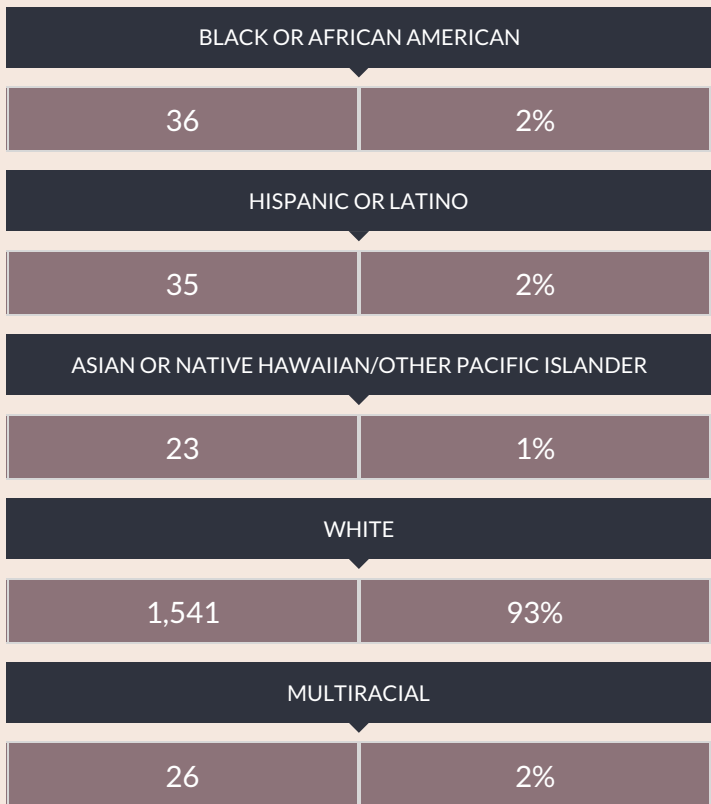
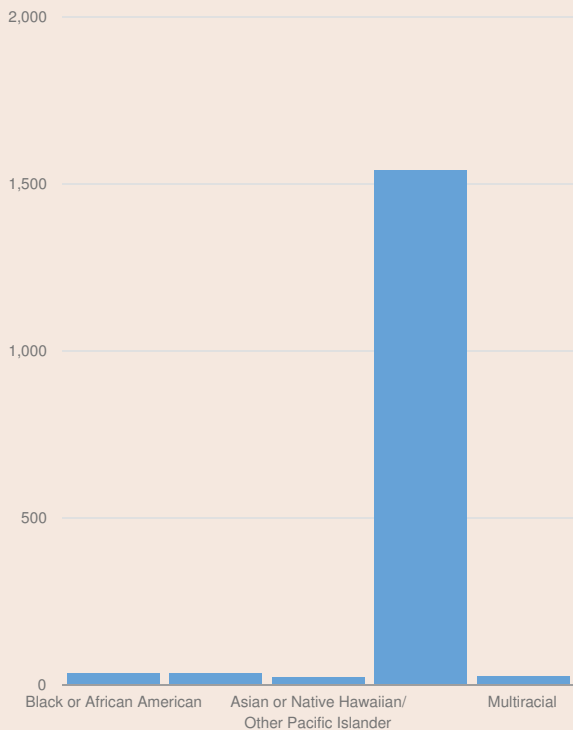
WINDSOR CSD ENROLLMENT (2014 - 15)

K-12 Enrollment: 1,661

ENROLLMENT BY GENDER



ENROLLMENT BY ETHNICITY



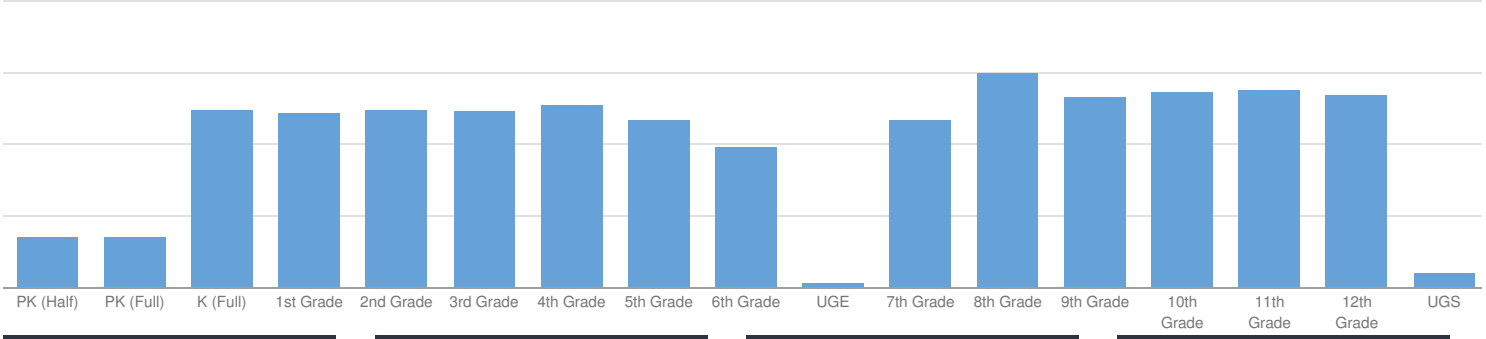
OTHER GROUPS

ENGLISH LANGUAGE LEARNERS	
8	0%

STUDENTS WITH DISABILITIES	
209	13%

ECONOMICALLY DISADVANTAGED	
893	54%

ENROLLMENT BY GRADE



PRE-K (HALF DAY)

36	2%
----	----

PRE-K (FULL DAY)

36	2%
----	----

K (FULL DAY)

124	7%
-----	----

1ST GRADE

122	7%
-----	----

2ND GRADE

124	7%
-----	----

3RD GRADE

123	7%
-----	----

4TH GRADE

128	7%
-----	----

5TH GRADE

117	7%
-----	----

6TH GRADE

98	6%
----	----

UNGRADED ELEMENTARY

4	0%
---	----

7TH GRADE

117	7%
-----	----

8TH GRADE

150	9%
-----	----

9TH GRADE

133	8%
-----	----

10TH GRADE

137	8%
-----	----

11TH GRADE

138	8%
-----	----

12TH GRADE

135	8%
-----	----

UNGRADED SECONDARY

11	1%
----	----